

# Shire of West Arthur Business Landscape



Small Business  
Development Corporation

*Turn to us.*

# ABS Counts of Australian Businesses

## Data as of March 2026 – released December 2025\*

Shire of West Arthur

Industry	Non employi	1-4 Empl	5-19 Empl	20-199 Empl	200+ Empl	To
Agriculture, Forestry and Fishing	80	40	15	0	0	136
Mining	0	0	0	0	0	0
Manufacturing	0	0	0	0	0	3
Electricity, Gas, Water and Waste Services	0	0	0	0	0	0
Construction	6	0	0	0	0	6
Wholesale Trade	3	3	0	0	0	4
Retail Trade	3	3	0	0	0	4
Accommodation and Food Services	3	3	0	0	0	4
Transport, Postal and Warehousing	0	3	0	0	0	3
Information Media and Telecommunications	0	0	0	0	0	0
Financial and Insurance Services	3	0	0	0	0	0
Rental, Hiring and Real Estate Services	25	0	0	0	0	26
Professional, Scientific and Technical Services	6	0	0	0	0	7
Administrative and Support Services	0	0	0	0	0	3
Public Administration and Safety	0	0	0	0	0	0
Education and Training	0	0	0	0	0	0
Health Care and Social Assistance	3	0	0	0	0	3
Arts and Recreation Services	0	0	0	0	0	0
Other Services	0	0	0	0	0	3
Currently Unknown	0	0	0	0	0	3
Total	132	50	20	3	0	203


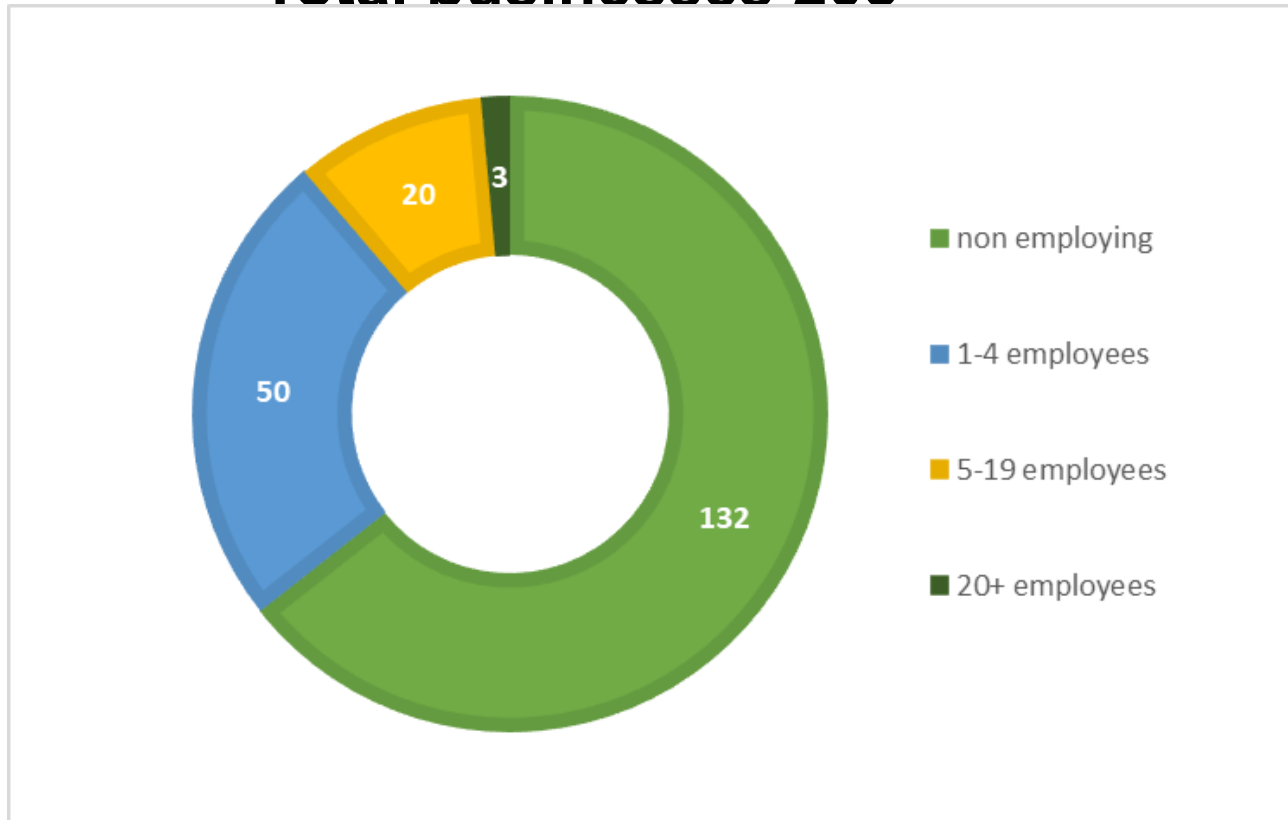
\* <https://www.abs.gov.au/methodologies/data-region-methodology/2011-25>

These totals have been subject to perturbation as per the ABS' methodology (allowing for confidentiality)

# Shire of West Arthur business landscape



## Total businesses 203\*



Small Business  
Development Corporation

*Turn to us.*

8165.0 Counts of Australian Businesses, including Entries and Exits July 2021 - June 2025  
Businesses by industry division by Local Government Area (LGA) by employment size ranges  
<https://www.abs.gov.au/methodologies/data-region-methodology/2011-25>

\*These totals have been subject to perturbation as per the ABS' methodology (allowing for confidentiality)

# Small business represents 99.5% Shire of West Arthur business mix



## 202

Small businesses

0.5% medium/large  
businesses

## 132

Sole traders

## 70

Employing 1-19 FTE

### Shire of West Arthur top four small business categories



**Agriculture, Forestry and Fishing**  
80 (no employees)  
55 (1-19 employees)




**Construction**  
6 (no employees)  
0 (1-19 employees)



**Professional, Scientific and Technical  
Services**  
6 (no employees)  
0 (1-19 employees)



**Rental, Hiring and  
Real Estate Services**  
25(no employees)  
0 (1-19 employees)



Small Business  
Development Corporation

*Turn to us.*



GOVERNMENT OF  
WESTERN AUSTRALIA

---

**Small Business  
Development Corporation**

*Turn to us.*